



## D4SCIENCE WORLD USER MEETING SURVEY RESULTS

25 AND 26 NOVEMBER. ROME, ITALY

Please find below the results of the D4Science World User Meeting survey. Your feedbacks will be used to improve the next meeting and features offered by the D4Science project.

The survey has been completed by 31 persons that take out more than 37% of all the participants.
















The questionnaire analysis proves that the general assessment of the meeting among the respondents shows positive results. The importance and necessities of holding this meeting is highlighted by the fact that almost 94% of the participants had obtained information which they were not previously aware of. For the meetings held in the future a greater emphasis should be placed on interaction and more room for discussion should be provided. According to the feedbacks the D4Science meeting obtained its objectives. The features that the users would most likely use if they were available and the overall ideas of the D4Science project are mostly coincide. The most different answers we got in case of the question regarding the VRE, where the degree of positive interest is not as uniform as regarding the other features offered by D4Science.

		Response Percent	Response Count
<b>1. Give an overall rating to the D4Science World User Meeting</b>			
Poor		3.2%	1
Average		22.6%	7
Very good		61.3%	19
Excellent		12.9%	4
<b>2. During the D4Science World User Meeting I learnt</b>			
Many new topics/areas of interest I was not aware of		41.9%	13
Some new topics/areas of interest I was not aware of		51.6%	16
Nothing new		3.2%	1
I don't know		3.2%	1
<b>3. How would you change the format of the meeting?</b>			
I would like to have more interaction		30.0%	9
I would like to have more room for discussion		40.0%	12
I would like to have more hands-on sessions		40.0%	12
I liked the format of the meeting as it was		26.7%	8

The total number of answers is bigger than the number of persons that completed the survey due to the fact that in this question it was possible to choose more than one answer.



## D4SCIENCE WORLD USER MEETING SURVEY RESULTS

	Response Percent	Response Count
<p><b>4. Which contribution/s (presentation, demo, other) did you prefer and what would you change or add to the D4Science World User Meeting?</b></p> <p>Answered question  19</p> <p>Skipped question  12</p> <p>Since this is an open question, the answers received have been very different one to the other to get an unified conclusion. Just to remark that Sayeed Choudry's presentation plus the aquamap demonstration have been the most succesfull ones.</p>		
<p><b>5. The Objectives of the D4Science World User Meeting were the following: *Follow up on opportunities and innovative projects implementing advanced e-Infrastructures for multi-disciplinary scientific communities; *Share experiences, best practices and discuss the most recent advances in e-Infrastructures with emphasis on how to exploit possible synergies; *Showcase the latest experiences in building dynamic monitoring progress reports and the most recent results in harmonisation and combination of distributed structured data sources for generation of enhanced indicators; *Identify the perspectives of the user communities and discuss the road map for D4Science-II Virtual Research Environments. How did the Meeting succeed at this?</b></p> <p>Well  31.6% 6</p> <p>Very well  36.8% 7</p> <p>Poorly  0.0% 0</p> <p>Partly  31.6% 6</p>		
<p><b>6. D4Science technologies are evolving fast, and we would like to hear your opinion on what features you are most likely to use, if they were available. For the next 4 questions, please rate your degree of interest from 0 to 10. ***DIFFERENTIATED MARKS FOR EACH QUESTION WILL REFLECT YOUR PRIORITIES. 0= Not at all, 10= Very much. Collaborative Reporting and document life-cycle management are useful features of an e-Infrastructure. I would use a VRE that offers these features because I need to edit text, add and edit images, and integrate database queries in a report.</b></p> <p>0  3.3% 1</p> <p>1  6.7% 2</p> <p>2  0.0% 0</p> <p>3  10.0% 3</p> <p>4  6.7% 2</p> <p>5  13.3% 4</p> <p>6  10.0% 3</p> <p>7  10.0% 3</p> <p>8  16.7% 5</p> <p>9  10.0% 3</p> <p>10  13.3% 4</p>		



## D4SCIENCE WORLD USER MEETING SURVEY RESULTS

7. Managing large statistical datasets, and combining data from different sources require capacities that go beyond what my organization can offer. A platform that offers import and conversion tools to manage and publish data as tables, graphs and XML formats such as SDMX is also needed to improve interoperability between datasets.

		Response Percent	Response Count
0		0.0%	0
1		0.0%	0
2		6.7%	2
3		3.3%	1
4		3.3%	1
5		20.0%	6
6		3.3%	1
7		13.3%	4
8		23.3%	7
9		6.7%	2
10		20.0%	6

8. D4Science should support geospatial standards and mapping tools, and enable interactive maps where users can manage their geospatial datasets.



0		3.3%	1
1		0.0%	0
2		0.0%	0
3		0.0%	0
4		3.3%	1
5		10.0%	3
6		6.7%	2
7		10.0%	3
8		16.7%	5
9		16.7%	5
10		33.3%	10

9. The D4Science infrastructure offers opportunities to assist in the discovery of data that are stored in other repositories, and e.g. ontology driven search would be useful to my organization.

0		0.0%	0
1		3.3%	1
2		0.0%	0
3		3.3%	1
4		3.3%	1
5		10.0%	3
6		16.7%	5
7		10.0%	3
8		10.0%	3
9		26.7%	8
10		16.7%	5



## d4SCIENCE WORLD USER MEETING SURVEY RESULTS

	Response Percent	Response Count
<b>10.</b> Are there any other technological features (not mentioned in the previous questions) you would like to add or change?		
Answered question 		7
Skipped question 		24
<p>As additional technological features, these were the ones proposed by the participants:</p> <ul style="list-style-type: none"><li>- Publishing a Java WAR file(webapplication). Uploading a complete database like PostgreSql, Oracle or MySQL. Creating a SQL compliant database;</li><li>- Towards the universal thesauri;</li><li>- Best practices in development in standard data exchange;</li><li>- Different communities need specialist applications to process and visualise their data;</li><li>- Other domains also will be interested in synergies of e-infratstructure;</li><li>- Joint programming platforms (Modelling); More inclusion of virtualisation concepts on par with industry</li></ul>		